


ESTETIKA®

Istruzioni di assemblaggio – Assembly instructions – Notice de montage
Montageanleitung – Manual de ensamblaje



Bettio
zanzariere *flyscreens*



CHIAVE DI CARICAMENTO MOLLA

KEY FOR SPRING LOADING – CLÉ POUR CHARGEMENT RESSORT
SCHLÜSSEL FÜR FEDER LADEN – LLAVE PARA LA CARGA DEL MUELLE



22

UTENSILI CONSIGLIATI

SUGGESTED TOOLS – OUTILS NÉCESSAIRES – EMPFOHLENES WERKZEUG – INSTRUMENTOS RECOMENDADOS



Torx
T15



ø 4 mm
ø 5 mm

ESTETIKA®

* OPTIONAL

1.	KIT 3814/.../B	Profilo compensatore per guida	Adjuster profile for guide	Profil adaptateur pour coulisse	Ausgleichsprofil für Führungsschiene	Perfil compensador para guía
2.	KIT 3817/.../B	Guida per versione manuale	Guide for manual version	Couliasse pour version manuelle	Führungsschiene für manuelle Version	Guía para versión manual
3.	KIT 3812/.../B	Cassonetto	Box	Caisson	Kasten	Cajón
4.	KIT 3927-29	Rete griglia standard	Grey standard mesh	Toile standard grise	Graues Standard Gewebe	Red gris estándar
4.	KIT 3927-29N	Rete nera standard	Black standard mesh	Toile standard noire	Schwarzes Standard Gewebe	Red negra estándar
4.	KIT 3996	Rete velum nera	Black velum mesh	Toile velum noire	Schwarzes velum Gewebe	Red negra velum
5.	KIT 3813/.../B	Barra maniglia	Handle bar	Barre finale	Griffleiste	Barra manija
6.	KIT 3816/.../B	Profilo adattatore	Adjusting profile	Profil adaptateur	Ausgleichsprofil	Perfil compensador
7.	KIT 3675	Pattino di scorrimento per cassonetto (2000mm)	Plastic sliding for box (2000mm)	Coulisement en plastique pour caisson (2000mm)	Kunststofflauf für Kasten (2000mm)	Patin de deslizamiento para cajón (2000mm)
8.	KIT 3339	Spazzolino 45° nero per cassonetto	Black brush 45° for box	Brosse noire 45° pour caisson	Schwarze Bürste 45° für Kasten	Cepillo negro 45° para cajón
9.	KIT 3906/...	Testata sinistra per versione manuale	Left end cap for manual version	Embout gauche pour version manuelle	Links Endkappe für manuelle Version	Cabeza izquierda para versión manual
10.	KIT 3912-15	Molla	Spring	Ressort	Feder	Muelle
11.	KIT 3917	Frizione	Brake	Frein	Bremse	Embrague
12.	KIT 3907/...	Testata destra per versione manuale	Right end cap for manual version	Embout droite pour version manuelle	Rechts Endkappe für manuelle Version	Cabeza derecha para versión manual
13.	KIT 2283	Spazzolino grigio per barra maniglia	Grey brush for handle bar	Brosse grise pour barre finale	Graue Bürste für Griffleiste	Cepillo gris para barra manija
14.	KIT 3921/...	Scivolo sinistro assemblato per versione manuale	Assembled left slide for manual version	Glissière gauche assemblée pour version manuelle	Links montierte Gleitschiene für manuelle Version	Tobogán izquierdo ensamblado para versión manual
15.	KIT 3922/...	Scivolo destro assemblato per versione manuale	Assembled right slide for manual version	Glissière droite assemblée pour version manuelle	Rechts montierte Gleitschiene für manuelle Version	Tobogán derecho ensamblado para versión manual
16.	KIT 3481	Spina per tappo profilo adattatore	Pin for adjusting profile cap	Goupille pour bouchon profil adaptateur	Stift für Ausgleichsprofil Stöpsel	Pasador para tapón perfil adaptador
17.	KIT 3939/77	Tappo per profilo adattatore	Adjusting profile cap	Bouchon profil adaptateur	Ausgleichsprofil Stöpsel	Tapón perfil adaptador
18.	KIT 3918	Nappino da 60 cm	60 cm pulling cord	Tirette de 60 cm	60 cm Schnur	Fleco de 60 cm
18.	KIT 3919	Nappino da 120 cm	120 cm pulling cord	Tirette de 120 cm	120 cm Schnur	Fleco de 120 cm
19.	KIT 3871	Spazzolino Antivento ANIMA21 rigido per guida	Rigid Anti-Wind brush (ANIMA21) for guide	Brosse Anti-vent rigide (ANIMA21) pour coulisse	Starre Antivind-Bürste (ANIMA21) für Führungsschiene	Cepillo contra viento rigido (ANIMA21) para guía
20.	KIT 3940	Vite per testata	Screw for end plate	Vis pour plaque	Schraube für Platte	Tornillo para placa
21.	KIT 3967	Vite torx	Torx screw	Vis torx	Torx Schraube	Tornillo torx
22.	KIT 3369	Chiave di caricamento molla	Key for spring loading	Clé pour chargement ressort	Schlüssel für Feder Laden	Llave para la carga del muelle
	KIT 2854/.../B	Guida tapparella (90 mm)	Guide for blind (90 mm)	Couliasse pour volet roulant (90 mm)	Führungsschiene für Rollläden (90 mm)	Guía para persiana (90 mm)
	KIT 3696/.../B	Guida tapparella (80 mm)	Guide for blind (80 mm)	Couliasse pour volet roulant (80 mm)	Führungsschiene für Rollläden (80 mm)	Guía para persiana (80 mm)



RIFILARE LA BARRA PRIMA DI PROCEDERE CON IL TAGLIO DEI PROFILI

TRIM THE BAR BEFORE CUTTING THE PROFILES

COUPER UN PETIT MORCEAU DE PROFIL POUR LE ROGNER EN EQUERRE, AVANT DE PROCÉDER À LA COUPE À MESURE DES PROFILS.

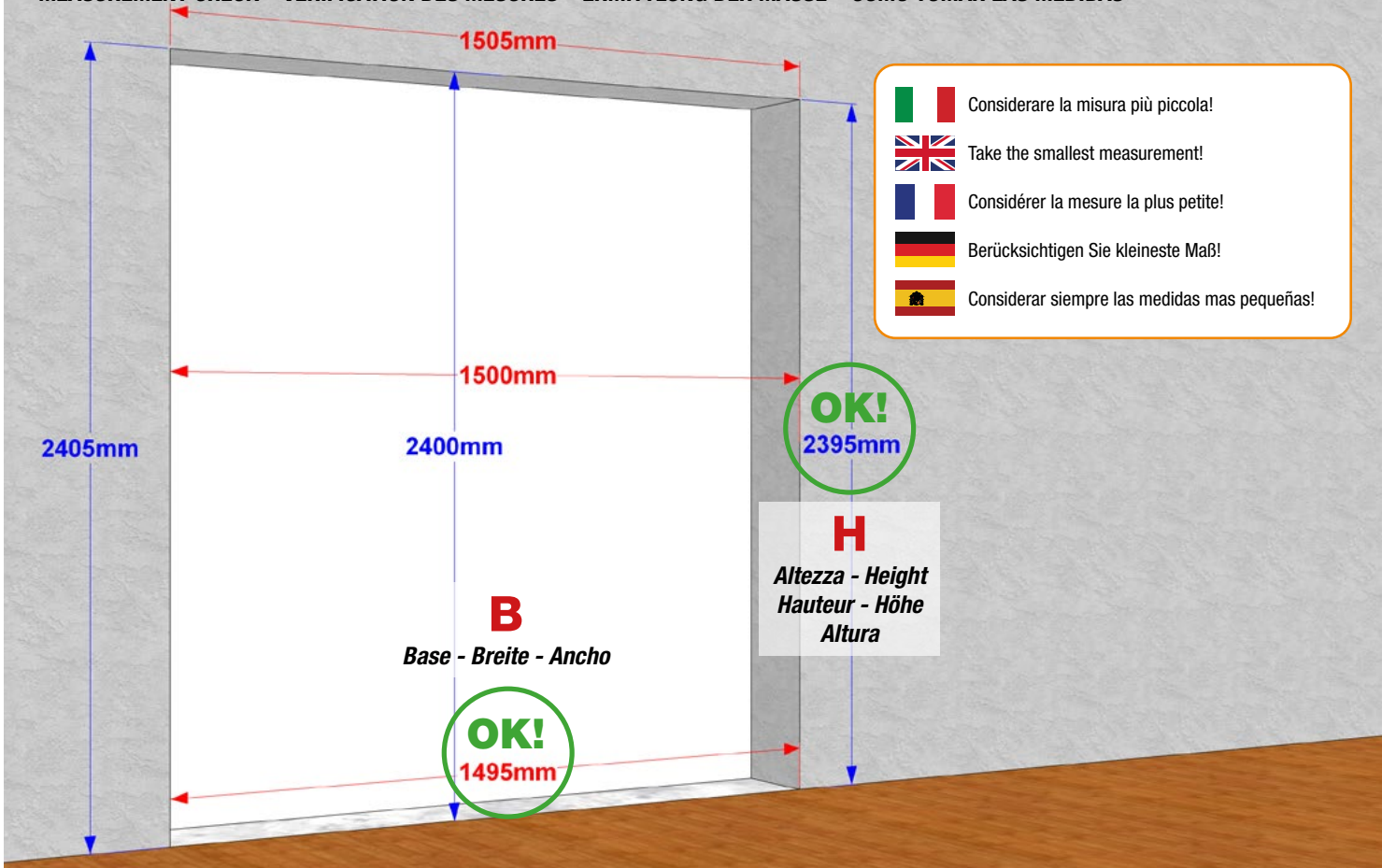
BEVOR SIE DIE PROFILE ZUSCHNEIDEN, SCHNEIDEN SIE EIN STÜCK AB, UM ES RECHTWINKLIG ZU MACHEN

RECORTAR LA BARRA ANTES DE CORTAR LOS PERFILES



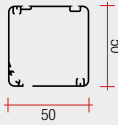


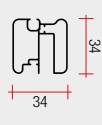
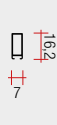
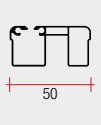
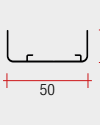
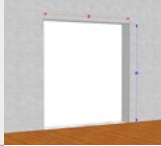

COME RILEVARE LE MISURE

MEASUREMENT CHECK – VÉRIFICATION DES MESURES – ERMITTLUNG DER MASSE – COMO TOMAR LAS MEDIDAS



LISTA TAGLIO PROFILI

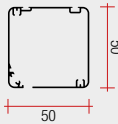


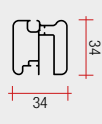

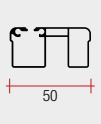
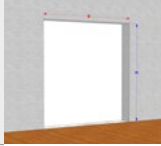


PROFILES CUT LIST – LISTE DE LA COUPE DES PROFILS – SCHNITTLISTE DER PROFILE – LISTA DE CORTE PERFILES

ESTETIKA®								
		KIT 3812/.../B	KIT 3927 - KIT 3927/N KIT 3928 - KIT 3928/N KIT 3996	KIT 3929 - KIT 3929/N	KIT 3813/.../B	KIT 3816/.../B	KIT 3817/.../B	KIT 3814/.../B
		(L. 6000 mm) Cassonetto Box Caisson Kasten Cajón	(L. 6000 mm) Albero con rete Ø24 mm Tube with mesh Ø24 mm Arbre avec toile Ø24 mm Welle mit Gewebe Ø24 mm Tubo y red Ø24 mm	(L. 5000 mm) Albero con rete Ø30 mm Tube with mesh Ø30 mm Arbre avec toile Ø30 mm Welle mit Gewebe Ø30 mm Tubo y red Ø30 mm	(L. 6000 mm) Barra maniglia Handle bar Barre poignée Griffleiste Tirador	(L. 6000 mm) Profilo adattatore Adjusting profile Profil adaptateur Ausgleichsprofil Perfil compensador	(L. 6000 mm) Guida Track Coulisse Führungsschiene Guia	(L. 5700 mm) Profilo compensatore Adjuster profile Profil adaptateur Ausgleichsprofil Perfil compensador
MISURE FORO Measure from wall to wall Mesure du trou Masse des Lochs Medidas luz (hueco)		B - 65	B - 25	B - 29	B - 86	B - 86	H - 70	H - 5
MISURE FINITA Finished measure Mesure finie Fertige Masse Medidas acabadas		B - 62	B - 22	B - 26	B - 83	B - 83	H - 67	H - 2

Tutte le misure sono espresse in millimetri – The sizes are in millimetres – Toutes les mesures sont exprimées en millimètres – Alle Maße sind in Millimeter angegeben – Las medidas son en milímetros



LISTA TAGLIO PROFILI



PROFILES CUT LIST – LISTE DE LA COUPE DES PROFILS – SCHNITTLISTE DER PROFILE – LISTA DE CORTE PERFILES


ESTETIKA® INCASSO							
		KIT 3812/.../B	KIT 3927 - KIT 3927/N KIT 3928 - KIT 3928/N KIT 3996	KIT 3929 - KIT 3929/N	KIT 3813/.../B	KIT 3816/.../B	KIT 3817/.../B
		(L. 6000 mm) Cassonetto Box Caisson Kasten Cajón	(L. 6000 mm) Albero con rete Ø24 mm Tube with mesh Ø24 mm Arbre avec toile Ø24 mm Welle mit Gewebe Ø24 mm Tubo y red Ø24 mm	(L. 5000 mm) Albero con rete Ø30 mm Tube with mesh Ø30 mm Arbre avec toile Ø30 mm Welle mit Gewebe Ø30 mm Tubo y red Ø30 mm	(L. 6000 mm) Barra maniglia Handle bar Barre poignée Griffleiste Tirador	(L. 6000 mm) Profilo adattatore Adjusting profile Profil adaptateur Ausgleichsprofil Perfil compensador	(L. 6000 mm) Guida Track Coulisse Führungsschiene Guia
MISURE FORO Measure from wall to wall Mesure du trou Masse des Lochs Medidas luz (hueco)		B - 57	B - 17	B - 21	B - 78	B - 78	H - 70
MISURE FINITA Finished measure Mesure finie Fertige Masse Medidas acabadas		B - 54	B - 14	B - 18	B - 75	B - 75	H - 67
MISURE INCASSO Built-in measure Mesure à encastrer Eingebaute Masse Medidas encajadas		B	B + 40	B + 36	B - 21	B - 21	H - 17






Tutte le misure sono espresse in millimetri – The sizes are in millimetres – Toutes les mesures sont exprimées en millimètres – Alle Maße sind in Millimeter angegeben – Las medidas son en milímetros



























OK!
















OK!









COME TAGLIARE LA MOLLA

HOW TO CUT THE SPRING
COMMENT COUPER LE RESSORT
WIE DIE FEDER ZU SCHNEIDEN
COMO CORTAR EL MUELLE



UTENSILI CONSIGLIATI

SUGGESTED TOOLS
OUTILS RECOMMANDÉS
EMPFOHLENE WERKZEUGE
HERRAMIENTA RECOMENDADA

RETE GRIGIA CON FRIZIONE










GREY MESH WITH BRAKE – TOILE GRISE, AVEC FREIN RALENTISSEUR – GRAUES GEWEBE MIT BREMSE – MALLA GRIS CON EMBRAGUE

Ø	↔		↕		✂	↻
	MIN	MAX	MAX			
24	395	405	265	KIT 3912	150	10
	405	415	345		158	10
	415	425	425		166	11
	425	435	505		174	12
	435	445	585		182	13
	445	455	665		192	13
	455	465	745		199	14
	465	475	825		208	15
	475	485	905		217	15
	485	495	985		224	16
	495	505	1065		233	17
	505	515	1145		243	18
	515	525	1225		252	19
	525	535	1305		261	19
	535	545	1385		270	20
	545	555	1465		278	21
	555	565	1545		287	22
	565	575	1625		296	23
	575	585	1705		307	12
	585	595	1785		316	12
	595	605	1870	323	13	
	605	615	1960	331	14	
	615	625	2050	341	14	
	625	635	2140	349	15	
	635	645	2230	358	16	
	645	655	2315	365	16	
	655	665	2395	375	17	
	665	675	2460	383	18	
	675	685	2460	391	18	
	685	695	2460	400	19	
	695	705	2460	409	20	
	705	800	2460		14	
800	900	2460		17		
900	1000	2460		20		
1000	1135	2460		23		
1135	1200	2460	KIT 3914		40	
1200	1300	2460			42	
1300	1400	2460			44	
1400	1500	2460			47	
1500	1600	2460			50	
1600	1725	2460			53	

24	1725	1800	2460	KIT 3915	39
	1800	1900	2460		40
	1900	2000	2460		41
30	2000	2100	1640		46
	2100	2200	1640		47
	2200	2300	1640		48
	2300	2400	1640		49
	2400	2500	1640		50

RETE GRIGIA SENZA FRIZIONE








GREY MESH WITHOUT BRAKE – TOILE GRISE, SANS FREIN RALENTISSEUR – GRAUES GEWEBE OHNE BREMSE – MALLA GRIS SIN EMBRAGUE

						
∅	MIN	MAX	MAX			
24	296	306	265	KIT 3912	150	3
	306	316	345		158	4
	316	326	425		166	5
	326	336	505		174	6
	336	346	585		182	7
	346	356	665		192	7
	356	366	745		199	8
	366	376	825		208	9
	376	386	905		217	9
	386	396	985		224	10
	396	406	1065		233	11
	406	416	1145		243	11
	416	426	1225		252	12
	426	436	1305		261	13
	436	446	1385		270	13
	446	456	1465		278	14
	456	466	1545		287	15
	466	476	1625		296	16
	476	486	1705	307	6	
	486	496	1785	316	7	
	496	506	1870	323	8	
	506	516	1960	331	8	
	516	526	2050	341	9	
	526	536	2140	349	10	
536	546	2230	358	11		
546	556	2315	365	11		
556	566	2395	375	12		

24	566	576	2460	KIT 3913	383	13
	576	586	2460		391	14
	586	596	2460		400	15
	596	606	2460		409	16
	606	700	2460			8
	700	800	2460			9
	800	900	2460			11
	900	1036	2460			12
	1036	1100	2460		KIT 3914	
	1100	1200	2460			30
	1200	1300	2460			32
	1300	1400	2460			33
	1400	1500	2460			35
	1500	1626	2460			37
	1626	1700	2460			28
	1700	1800	2460	KIT 3915		29
	1800	1900	2460			30
	1900	2000	2460			31
	30	2000	2100		1640	
2100		2200	1640			37
2200		2300	1640			38
2300		2400	1640			39
2400		2500	1640		40	

RETE NERA CON FRIZIONE







BLACK MESH WITH BRAKE – TOILE NOIRE, AVEC FREIN RALENTISSEUR – SCHWARZES GEWEBE MIT BREMSE – MALLA NEGRA CON EMBRAGUE

						
∅	MIN	MAX	MAX			
24	395	405	265	KIT 3912	150	10
	405	415	345		158	10
	415	425	425		166	11
	425	435	505		174	12
	435	445	585		182	13
	445	455	665		192	13
	455	465	745		199	14
	465	475	825		208	15
	475	485	905		217	15
	485	495	985		224	16
	495	505	1065		233	17
	505	515	1145		243	18

24	515	525	1225	KIT 3912	252	19
	525	535	1305		261	19
	535	545	1385		270	20
	545	555	1465		278	21
	555	565	1545		287	22
	565	575	1625		296	23
	575	585	1705	KIT 3913	307	12
	585	595	1785		316	12
	595	605	1870		323	13
	605	615	1960		331	14
	615	625	2050		341	14
	625	635	2140		349	15
	635	645	2230		358	16
	645	655	2315		365	16
	655	665	2360		375	17
	665	675	2360		383	18
	675	685	2360		391	18
	685	695	2360		400	19
	695	705	2360		409	20
	705	800	2360			14
	800	900	2360			17
	900	1000	2360			20
	1000	1135	2360			23
	1135	1200	2360	KIT 3914		40
	1200	1300	2360			42
	1300	1400	2360			44
	1400	1500	2360			47
	1500	1600	2360			50
	1600	1725	2360			53
1725	1800	2360			39	
1800	1900	2360	KIT 3915		40	
1900	2000	2360			41	
2000	2100	1640			46	
2100	2200	1640			47	
2200	2300	1640			48	
2300	2400	1640			49	
2400	2500	1640			50	
30						

RETE NERA SENZA FRIZIONE

BLACK MESH WITHOUT BRAKE – TOILE NOIRE, SANS FREIN RALENTISSEUR – SCHWARZES GEWEBE OHNE BREMSE – MALLA NEGRA SIN EMBRAGUE










						
	MIN	MAX	MAX			
24	296	306	265	KIT 3912	150	3
	306	316	345		158	4
	316	326	425		166	5
	326	336	505		174	6
	336	346	585		182	7
	346	356	665		192	7
	356	366	745		199	8
	366	376	825		208	9
	376	386	905		217	9
	386	396	985		224	10
	396	406	1065		233	11
	406	416	1145		243	11
	416	426	1225		252	12
	426	436	1305		261	13
	436	446	1385		270	13
	446	456	1465		278	14
	456	466	1545		287	15
	466	476	1625		296	16
	476	486	1705		307	6
	486	496	1785		316	7
	496	506	1870	323	8	
	506	516	1960	331	8	
	516	526	2050	341	9	
	526	536	2140	349	10	
	536	546	2230	358	11	
	546	556	2315	365	11	
	556	566	2360	375	12	
	566	576	2360	383	13	
	576	586	2360	391	14	
	586	596	2360	400	15	
	596	606	2360	409	16	
	606	700	2360		8	
	700	800	2360		9	
	800	900	2360		11	
	900	1036	2360		12	
	1036	1100	2360	KIT 3914		29
	1100	1200	2360			30
1200	1300	2360			32	
1300	1400	2360			33	
1400	1500	2360			35	
1500	1626	2360			37	

24	1626	1700	2360	KIT 3915	28
	1700	1800	2360		29
	1800	1900	2360		30
	1900	2000	2360		31
30	2000	2100	1640		36
	2100	2200	1640		37
	2200	2300	1640		38
	2300	2400	1640		39
	2400	2500	1640		40

RETE VELUM NERA CON FRIZIONE

VELUM BLACK MESH WITH BRAKE – TOILE VELUM NOIRE, AVEC FREIN RALENTISSEUR








VELUM SCHWARZES GEWEBE MIT BREMSE – MALLA NEGRA VELUM CON EMBRAGUE

						
∅	MIN	MAX	MAX			
24	395	405	265	KIT 3912	148	11
	405	415	345		156	12
	415	425	425		164	13
	425	435	505		172	14
	435	445	585		180	15
	445	455	665		190	15
	455	465	745		197	16
	465	475	825		206	17
	475	485	905		215	18
	485	495	985		222	18
	495	505	1065		231	19
	505	515	1145		241	20
	515	525	1225		250	21
	525	535	1305		259	21
	535	545	1385		268	22
	545	555	1465		276	23
	555	565	1545		285	23
	565	575	1625		294	25
	575	585	1705	304	15	
	585	595	1760	313	15	
	595	605	1760	320	16	
	605	615	1760	KIT 3913	328	16
	615	625	1760		338	17
	625	635	1760		346	17
635	645	1760	355		18	

24	645	655	1760	KIT 3913	362	18
	655	665	1760		372	19
	665	675	1760		308	19
	675	685	1760		388	20
	685	695	1760		397	20
	695	705	1760		406	20
	705	800	1760			17
	800	900	1760			19
	900	1000	1760			22
	1000	1135	1760			25
	1135	1200	1760	KIT 3914		39
	1200	1300	1760			44
	1300	1400	1760			49
	1400	1500	1760			54
	1500	1600	1760			59
	1600	1725	1760			64
	1725	1800	1760	KIT 3915		41
	1800	1900	1760			42
	1900	2000	1760			43

RETE VELUM NERA SENZA FRIZIONE

VELUM BLACK MESH WITHOUT BRAKE – TOILE VELUM NOIRE, SANS FREIN RALENTISSEUR
VELUM SCHWARZES GEWEBE OHNE BREMSE – MALLA NEGRA VELUM SIN EMBRAGUE

						
∅	MIN	MAX	MAX			
24	296	306	265	KIT 3912	150	7
	306	316	345		158	8
	316	326	425		166	9
	326	336	505		174	10
	336	346	585		182	10
	346	356	665		192	11
	356	366	745		199	11
	366	376	825		208	12
	376	386	905		217	12
	386	396	985		224	12
	396	406	1065		233	13
	406	416	1145		243	13
	416	426	1225		252	14
	426	436	1305		261	14

24	436	446	1385	KIT 3912	270	14
	446	456	1465		278	15
	456	466	1545		287	15
	466	476	1625		296	16
	476	486	1705	KIT 3913	307	10
	486	496	1760		316	10
	496	506	1760		323	11
	506	516	1760		331	12
	516	526	1760		341	12
	526	536	1760		349	13
	536	546	1760		358	13
	546	556	1760		365	14
	556	566	1760		375	14
	566	576	1760		383	15
	576	586	1760		391	15
	586	596	1760		400	16
	596	606	1760		409	17
	606	700	1760			11
	700	800	1760			12
	800	900	1760			15
	900	1036	1760			17
	1036	1100	1760	KIT 3914		24
	1100	1200	1760			29
	1200	1300	1760			34
	1300	1400	1760			38
	1400	1500	1760			42
	1500	1626	1760	KIT 3915		46
	1626	1700	1760			31
1700	1800	1760			33	
1800	1900	1760			35	
1900	2000	1760			37	

RETE GRIGIA CON FRIZIONE










GREY MESH WITH BRAKE – TOILE GRISE, AVEC FREIN RALENTISSEUR – GRAUES GEWEBE MIT BREMSE – MALLA GRIS CON EMBRAGUE

Ø	↔		↕		✂	↻
	MIN	MAX	MAX			
24	387	397	265	KIT 3912	150	10
	397	407	345		158	10
	407	417	425		166	11
	417	427	505		174	12
	427	437	585		182	13
	437	447	665		192	13
	447	457	745		199	14
	457	467	825		208	15
	467	477	905		217	15
	477	487	985		224	16
	487	497	1065		233	17
	497	507	1145		243	18
	507	517	1225		252	19
	517	527	1305		261	19
	527	537	1385		270	20
	537	547	1465		278	21
	547	557	1545		287	22
	557	567	1625		296	23
	567	577	1705		307	12
	577	587	1785		316	12
	587	597	1870	323	13	
	597	607	1960	331	14	
	607	617	2050	341	14	
	617	627	2140	349	15	
	627	637	2230	358	16	
	637	647	2315	365	16	
	647	657	2395	375	17	
	657	667	2460	383	18	
	667	677	2460	391	18	
	677	687	2460	400	19	
	687	697	2460	409	20	
	697	800	2460		14	
800	900	2460		17		
900	1000	2460		20		
1000	1127	2460		23		
1127	1200	2460	KIT 3914		40	
1200	1300	2460			42	
1300	1400	2460			44	
1400	1500	2460			47	
1500	1600	2460			50	
1600	1717	2460			53	

24	1717	1800	2460	KIT 3915	39
	1800	1900	2460		40
	1900	2000	2460		41
30	2000	2100	1640		46
	2100	2200	1640		47
	2200	2300	1640		48
	2300	2400	1640		49
	2400	2500	1640		50

RETE GRIGIA SENZA FRIZIONE








GREY MESH WITHOUT BRAKE – TOILE GRISE, SANS FREIN RALENTISSEUR – GRAUES GEWEBE OHNE BREMSE – MALLA GRIS SIN EMBRAGUE

						
∅	MIN	MAX	MAX			
24	288	298	265	KIT 3912	150	3
	298	308	345		158	4
	308	318	425		166	5
	318	328	505		174	6
	328	338	585		182	7
	338	348	665		192	7
	348	358	745		199	8
	358	368	825		208	9
	368	378	905		217	9
	378	388	985		224	10
	388	398	1065		233	11
	398	408	1145		243	11
	408	418	1225		252	12
	418	428	1305		261	13
	428	438	1385		270	13
	438	448	1465		278	14
	448	458	1545		287	15
	458	468	1625		296	16
	468	478	1705	KIT 3913	307	6
	478	488	1785		316	7
	488	498	1870		323	8
	498	508	1960		331	8
	508	518	2050		341	9
	518	528	2140		349	10
528	538	2230	358	11		
538	548	2315	365	11		
548	558	2395	375	12		

24	558	568	2460	KIT 3913	383	13	
	568	578	2460		391	14	
	578	588	2460		400	15	
	588	598	2460		409	16	
	598	700	2460			8	
	700	800	2460			9	
	800	900	2460			11	
	900	1028	2460			12	
	1028	1100	2460		KIT 3914		29
	1100	1200	2460			30	
	1200	1300	2460			32	
	1300	1400	2460			33	
	1400	1500	2460			35	
	1500	1618	2460			37	
	30	1618	1700	2460	KIT 3915		28
		1700	1800	2460			29
		1800	1900	2460			30
		1900	2000	2460			31
		2000	2100	1640			36
2100		2200	1640			37	
2200		2300	1640			38	
2300		2400	1640			39	
2400		2500	1640			40	

RETE NERA CON FRIZIONE







BLACK MESH WITH BRAKE – TOILE NOIRE, AVEC FREIN RALENTISSEUR – SCHWARZES GEWEBE MIT BREMSE – MALLA NEGRA CON EMBRAGUE

						
∅	MIN	MAX	MAX			
24	387	397	265	KIT 3912	150	10
	397	407	345		158	10
	407	417	425		166	11
	417	427	505		174	12
	427	437	585		182	13
	437	447	665		192	13
	447	457	745		199	14
	457	467	825		208	15
	467	477	905		217	15
	477	487	985		224	16
	487	497	1065		233	17

24	497	507	1145	KIT 3912	243	18
	507	517	1225		252	19
	517	527	1305		261	19
	527	537	1385		270	20
	537	547	1465		278	21
	547	557	1545		287	22
	557	567	1625		296	23
	567	577	1705		307	12
	577	587	1785	316	12	
	587	597	1870	323	13	
	597	607	1960	331	14	
	607	617	2050	341	14	
	617	627	2140	349	15	
	627	637	2230	358	16	
	637	647	2315	365	16	
	647	657	2360	KIT 3913	375	17
	657	667	2360	383	18	
	667	677	2360	391	18	
	677	687	2360	400	19	
	687	697	2360	409	20	
	697	800	2360		14	
	800	900	2360		17	
	900	1000	2360		20	
	1000	1127	2360		23	
	1127	1200	2360	KIT 3914		40
	1200	1300	2360			42
	1300	1400	2360			44
	1400	1500	2360			47
	1500	1600	2360			50
	1600	1717	2360			53
1717	1800	2360	KIT 3915		39	
1800	1900	2360			40	
1900	2000	2360			41	
2000	2100	1640			46	
2100	2200	1640			47	
2200	2300	1640			48	
2300	2400	1640		49		
2400	2500	1640		50		
30						

RETE NERA SENZA FRIZIONE

BLACK MESH WITHOUT BRAKE – TOILE NOIRE, SANS FREIN RALENTISSEUR – SCHWARZES GEWEBE OHNE BREMSE – MALLA NEGRA SIN EMBRAGUE










						
	Ø	MIN	MAX			
24	288	298	265	KIT 3912	150	3
	298	308	345		158	4
	308	318	425		166	5
	318	328	505		174	6
	328	338	585		182	7
	338	348	665		192	7
	348	358	745		199	8
	358	368	825		208	9
	368	378	905		217	9
	378	388	985		224	10
	388	398	1065		233	11
	398	408	1145		243	11
	408	418	1225		252	12
	418	428	1305		261	13
	428	438	1385		270	13
	438	448	1465		278	14
	448	458	1545		287	15
	458	468	1625		296	16
	468	478	1705		307	6
	478	488	1785		316	7
	488	498	1870	323	8	
	498	508	1960	331	8	
	508	518	2050	341	9	
	518	528	2140	349	10	
	528	538	2230	358	11	
	538	548	2315	365	11	
	548	558	2360	375	12	
	558	568	2360	383	13	
	568	578	2360	391	14	
	578	588	2360	400	15	
	588	598	2360	409	16	
	598	700	2360		8	
	700	800	2360		9	
	800	900	2360		11	
	900	1028	2360		12	
	1028	1100	2360	KIT 3914		29
	1100	1200	2360			30
1200	1300	2360			32	
1300	1400	2360			33	
1400	1500	2360			35	
1500	1618	2360			37	

24	1618	1700	2360	KIT 3915	28
	1700	1800	2360		29
	1800	1900	2360		30
	1900	2000	2360		31
30	2000	2100	1640		36
	2100	2200	1640		37
	2200	2300	1640		38
	2300	2400	1640		39
	2400	2500	1640		40

RETE VELUM NERA CON FRIZIONE

VELUM BLACK MESH WITH BRAKE – TOILE VELUM NOIRE, AVEC FREIN RALENTISSEUR








VELUM SCHWARZES GEWEBE MIT BREMSE – MALLA NEGRA VELUM CON EMBRAGUE

						
∅	MIN	MAX	MAX			
24	387	397	265	KIT 3912	148	11
	397	407	345		156	12
	407	417	425		164	13
	417	427	505		172	14
	427	437	585		180	15
	437	447	665		190	15
	447	457	745		197	16
	457	467	825		206	17
	467	477	905		215	18
	477	487	985		222	18
	487	497	1065		231	19
	497	507	1145		241	20
	507	517	1225		250	21
	517	527	1305		259	21
	527	537	1385		268	22
	537	547	1465		276	23
	547	557	1545		285	23
	557	567	1625		294	25
	567	577	1705	304	15	
	577	587	1760	313	15	
	587	597	1760	320	16	
	597	607	1760	KIT 3913	328	16
	607	617	1760	338	17	
	617	627	1760	346	17	
627	637	1760	355	18		





24	637	647	1760	KIT 3913	362	18
	647	657	1760		372	19
	657	667	1760		308	19
	667	677	1760		388	20
	677	687	1760		397	20
	687	697	1760		406	20
	697	800	1760			17
	800	900	1760			19
	900	1000	1760			22
	1000	1127	1760			25
	1127	1200	1760	KIT 3914		39
	1200	1300	1760			44
	1300	1400	1760			49
	1400	1500	1760			54
	1500	1600	1760			59
	1600	1717	1760			64
	1717	1800	1760	KIT 3915		41
	1800	1900	1760			42
	1900	2000	1760			43





RETE VELUM NERA SENZA FRIZIONE



VELUM BLACK MESH WITHOUT BRAKE – TOILE VELUM NOIRE, SANS FREIN RALENTISSEUR
VELUM SCHWARZES GEWEBE OHNE BREMSE – MALLA NEGRA VELUM SIN EMBRAGUE



						
∅	MIN	MAX	MAX			
24	288	298	265	KIT 3912	150	7
	298	308	345		158	8
	308	318	425		166	9
	318	328	505		174	10
	328	338	585		182	10
	338	348	665		192	11
	348	358	745		199	11
	358	368	825		208	12
	368	378	905		217	12
	378	388	985		224	12
	388	398	1065		233	13
	398	408	1145		243	13
	408	418	1225		252	14
	418	428	1305		261	14











24	428	438	1385	KIT 3912	270	14
	438	448	1465		278	15
	448	458	1545		287	15
	458	468	1625		296	16
	468	478	1705	KIT 3913	307	10
	478	488	1760		316	10
	488	498	1760		323	11
	498	508	1760		331	12
	508	518	1760		341	12
	518	528	1760		349	13
	528	538	1760		358	13
	538	548	1760		365	14
	548	558	1760		375	14
	558	568	1760		383	15
	568	578	1760		391	15
	578	588	1760		400	16
	588	598	1760		409	17
	598	700	1760			11
	700	800	1760			12
	800	900	1760			15
	900	1028	1760		17	
	1028	1100	1760	KIT 3914		24
	1100	1200	1760			29
	1200	1300	1760			34
	1300	1400	1760			38
	1400	1500	1760			42
	1500	1618	1760			46
	1618	1700	1760	KIT 3915		31
	1700	1800	1760			33
	1800	1900	1760			35
1900	2000	1760			37	












- 

 Compattare la rete dando alcuni giri di precarica. Scaricare la molla accompagnandola con la chiave.
- 

 Compact the mesh with some precharging windings. Use the tool to release the spring.
- 

 Compacter et compresser la toile en donnant quelque tour de précharge à la ressort. Décharger le ressort en l'accompagnant en position de neutralité, par moyen de la clé.
- 

 Verdichten Sie das Netz, indem Sie der Feder einige Umdrehungen Vorspannung geben. Entspannen Sie die Feder und bringen Sie sie auf den Nullpunkt, begleiten Sie sie mit dem Schlüssel.
- 

 Compactar la malla por unos giros de precariga. Utilizar la llave para descargar el muelle.










VEDI TABELLE GIRI MOLLA

SEE THE SPRING ROUNDS TABLES – VOIR TABLEAUX TOURS RESSORT – SIEHE FEDERWINDUNGSTABELLEN – CONSULTAR LAS TABLAS DE VUELTAS DE MUELLE















OK!

-  Ripetere l'operazione anche per la seconda guida (vedi pagina precedente)
-  Repeat the operation also for the second guide (see previous page)
-  Répéter la procédure sur la deuxième coulisse (voir la page précédente)
-  Die Vorgang wiederholen auch für die zweite Führungsschiene (siehe vorherige Seite)
-  Repetir el procedimiento también por la segunda guía



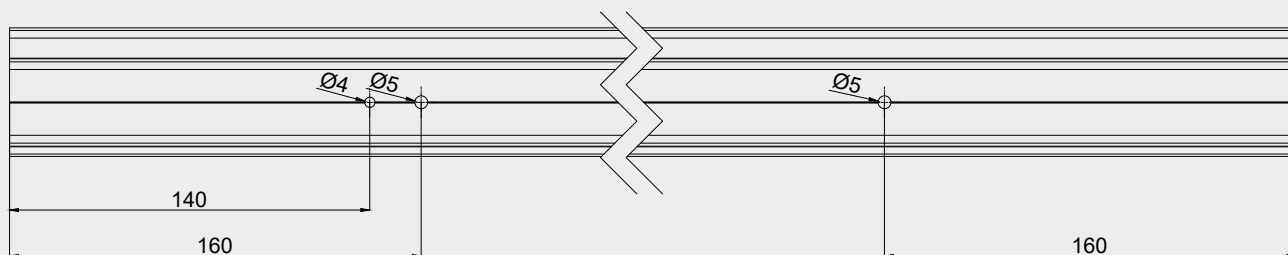
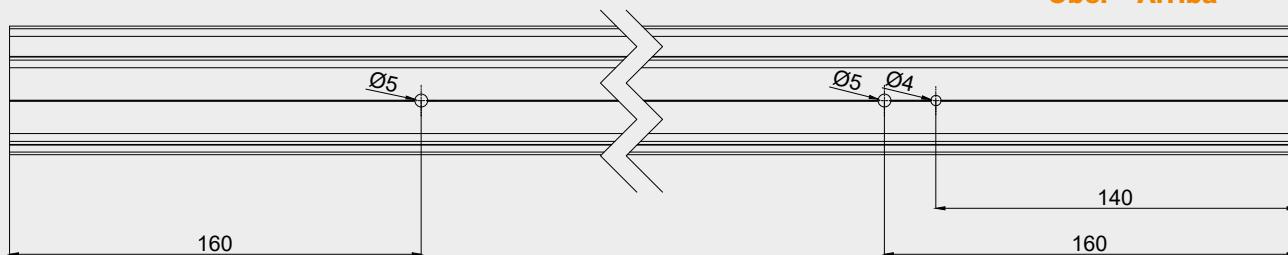
OK!





SCHEMA DI FORATURA


DRILLING SCHEME – SCHÉMA DE PERÇAGE – BOHRSCHEMA – ESQUEMA PARA TALADRAR

Alto - Up - Haut
Ober - Arriba




Alto - Up - Haut
Ober - Arriba






**FORO/LUCE CON VITI – RECESSED WITH SCREWS – DANS LE TROU AVEC VIS
IN DER LEIBUNG MIT SCHRAUBEN – EN HUECO CON TORNILLOS**

*ELENCO ACCESSORI INSTALLAZIONE – INSTALLATION ACCESSORIES LIST – LISTE ACCESSOIRES POUR LA POSE
ZUBEHÖRLISTE FÜR DIE INSTALLATION – LISTADO DE LOS ACCESORIOS DE INSTALACIÓN*



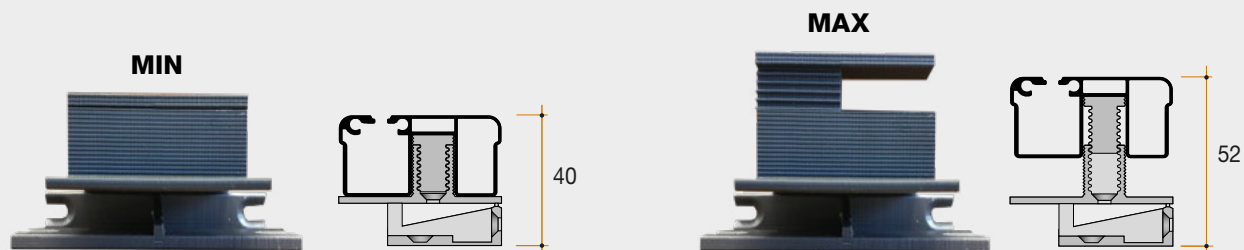
**FORO/LUCE CON BIADESIVO – RECESSED WITH DOUBLE-SIDED TAPE
DANS LE TROU AVEC ADHÉSIF DOUBLE FACE – IN DER LEIBUNG MIT DOPPELKLEBEBAND
EN HUECO CON CINTA ADHESIVA DE DOBLE CARA**

*ELENCO ACCESSORI INSTALLAZIONE – INSTALLATION ACCESSORIES LIST – LISTE ACCESSOIRES POUR LA POSE
ZUBEHÖRLISTE FÜR DIE INSTALLATION – LISTADO DE LOS ACCESORIOS DE INSTALACIÓN*



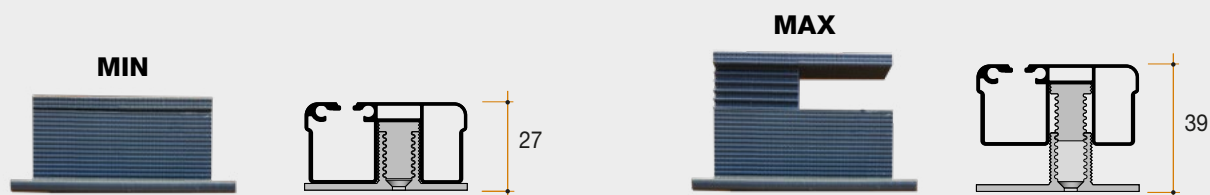
COMPENSATORI ALTI

HIGH ADJUSTERS – COMPENSATEURS SUPÉRIEURS – HÖHE AUSGLEICHER – COMPENSADORES ALTOS



COMPENSATORI BASSI

LOW ADJUSTERS – COMPENSATEURS INFÉRIEURS – NIEDRIGE AUSGLEICHER – COMPENSADORES BAJOS



INCASSO – BUILT-IN – À ENCASTREMENT – EINBAU – EMPOTRADO

H ≤ 2000 mm

ELENCO ACCESSORI INSTALLAZIONE – INSTALLATION ACCESSORIES LIST – LISTE ACCESSOIRES POUR LA POSE
ZUBEHÖRLISTE FÜR DIE INSTALLATION – LISTADO DE LOS ACCESORIOS DE INSTALACIÓN

KIT 3937/40



KIT 3937/40

COMPENSATORI ALTI
HIGH ADJUSTERS
COMPENSATEURS SUPÉRIEURS
HÖHE AUSGLEICHER
COMPENSADORES ALTOS



KIT 3938/40



KIT 3925/...




KIT 3926/...

INCASSO – BUILT-IN – À ENCASTREMENT – EINBAU – EMPOTRADO

2000 < H ≤ 2460 mm

ELENCO ACCESSORI INSTALLAZIONE – INSTALLATION ACCESSORIES LIST – LISTE ACCESSOIRES POUR LA POSE
ZUBEHÖRLISTE FÜR DIE INSTALLATION – LISTADO DE LOS ACCESORIOS DE INSTALACIÓN

KIT 3937/40



KIT 3937/40

COMPENSATORI ALTI
HIGH ADJUSTERS
COMPENSATEURS SUPÉRIEURS
HÖHE AUSGLEICHER
COMPENSADORES ALTOS



KIT 3938/40



KIT 3925/...



KIT 3926/...



ACCESSORIO PER MONTAGGIO SU INFISSO

ACCESSORY FOR INSTALLATION ON THE FRAME – ACCESSOIRE POUR LA POSE SUR CHÂSSIS
ZUBEHÖR FÜR RAHMENMONTAGE – ACCESORIO PARA MONTAJE EMPOTRADO EN EL CERRAMIENTO

KIT 3936/40



KIT 3936/40



Bettio

zanzariere *flyscreens*

Bettio Flyscreens Srl

Via dell'Artigianato, 9
30020 Marcon - Venezia
Tel 041 5951443
Fax 041 5951446
group@bettio.it
office@bettio.it
www.bettio.it